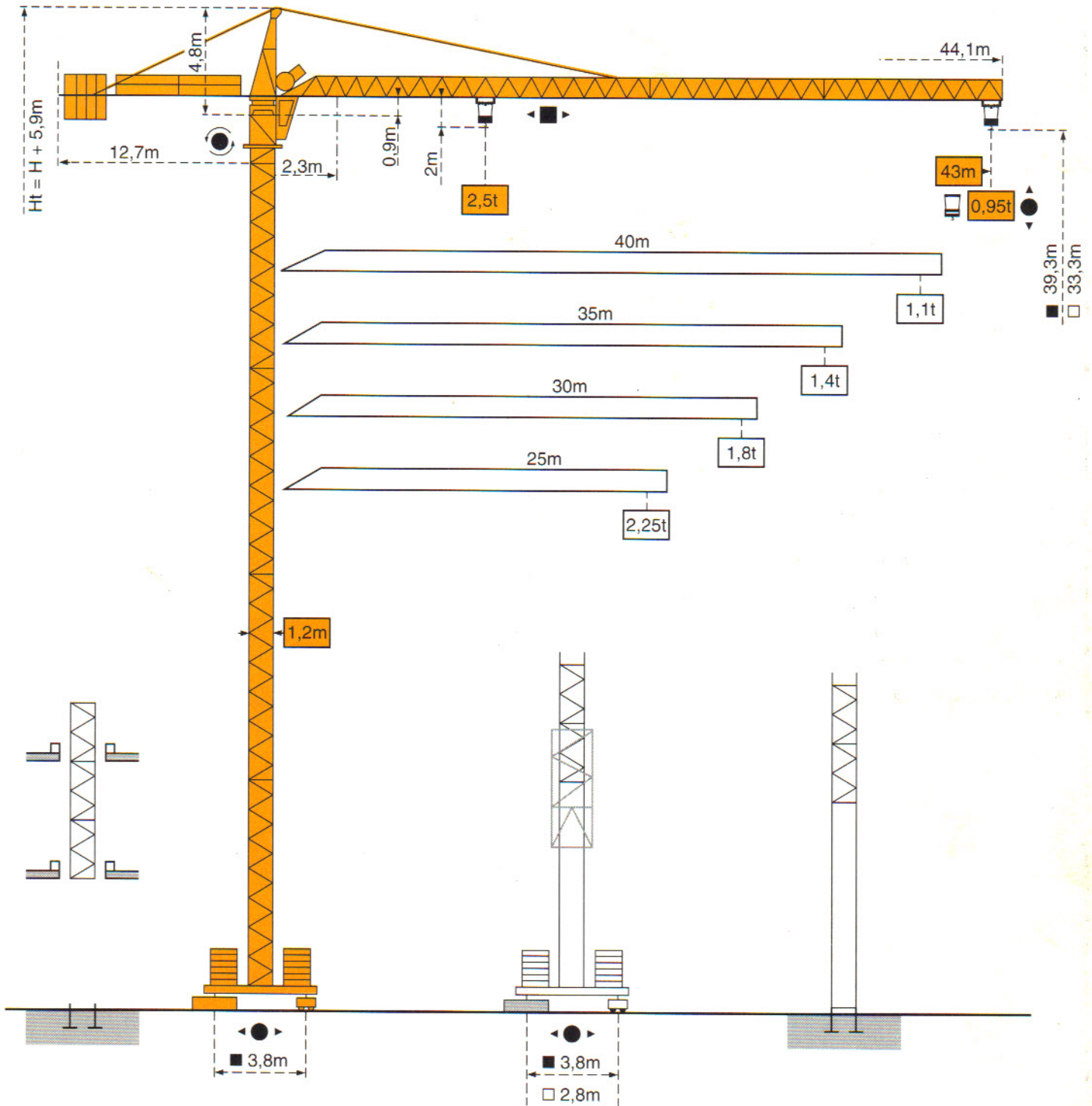


**CITY CRANE D12-10A**



**CITY CRANE D12-10A**



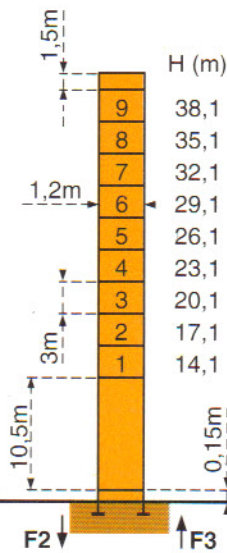
Mats - Maste - Masts - Mástil - Torre



□ 1,2m

Flèche - Ausleger - Jib  
Flecha - Braccio  
25m → 43m

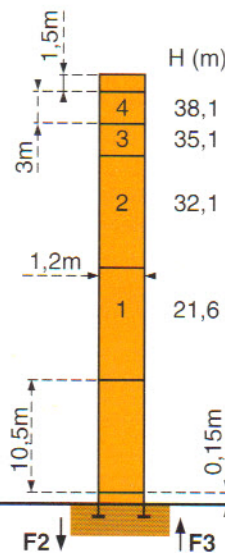
**PA 272**



F2	● 57t	■ 80t
F3	● 42t	■ 65t

20t
-----

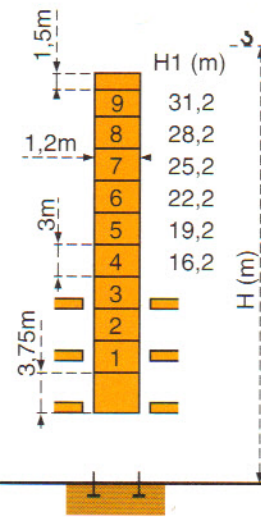
**PA 273**



F2	● 57t	■ 80t
F3	● 42t	■ 65t


20t
-----

**BA 25A**



Voir ci-contre  
Siehe nebenstehend  
See opposite  
Ver pagina opuesta  
Vedi pagina accanto

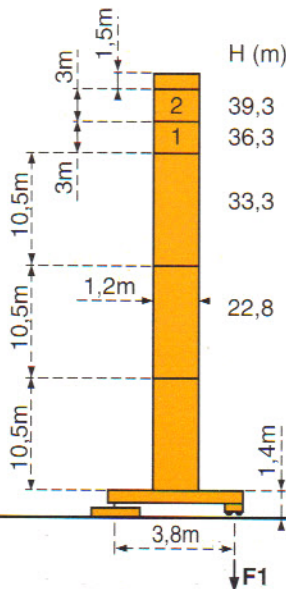
**ZH 263**  
**ZE 263**



F1	● 39t	■ 45t
----	-------	-------

23t
-----

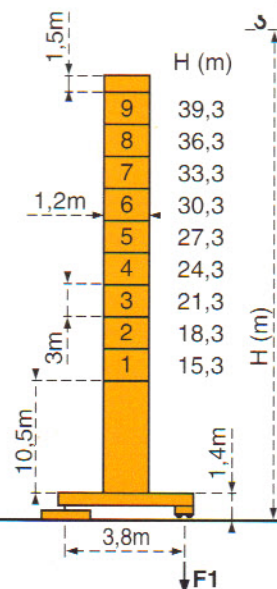
**ZF 273**



F1	● 37t	■ 49t
----	-------	-------

25,5t
-------

**ZF 272**



F1	● 37t	■ 49t
----	-------	-------

25,5t
-------

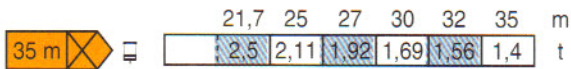
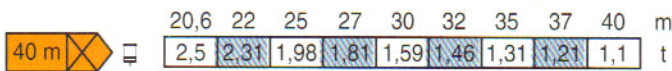

**ZH 263**

Uniquement version ③ - Nur Ausführung ③ - Only version ③ - Solamente version ③ - Solamente versione ③

F = Réactions - Eckdrücke - Reactions - Reacciones - Reazioni

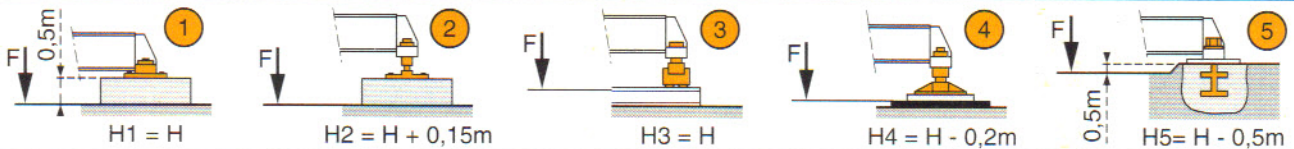
# Courbes de charges - Lastkurven - Load diagrams - Curvas de cargas - Curve di carico

Flèche Ausleger Jib Flecha Braccio

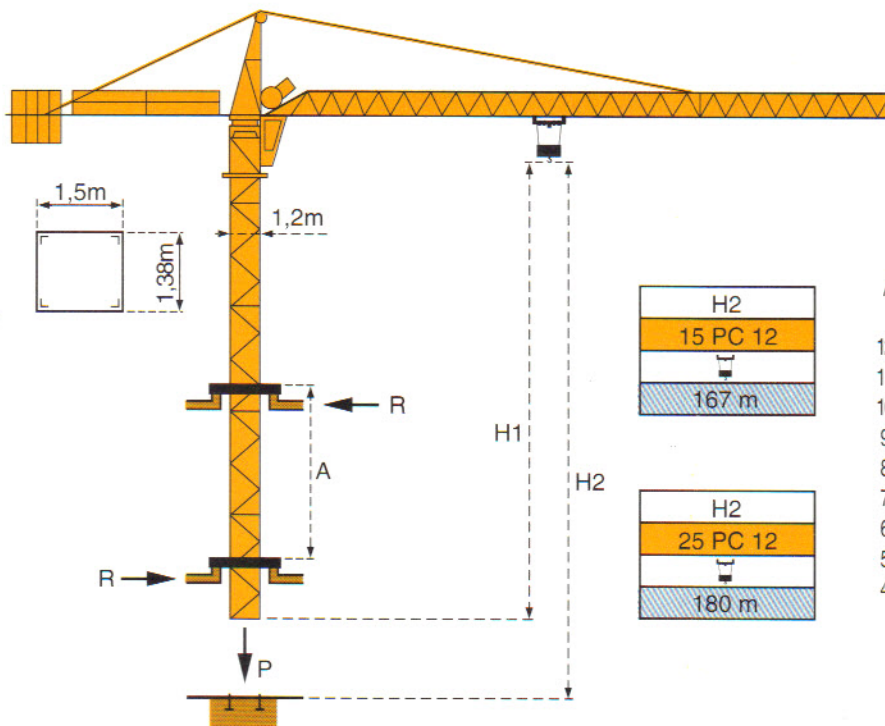


**ZE**

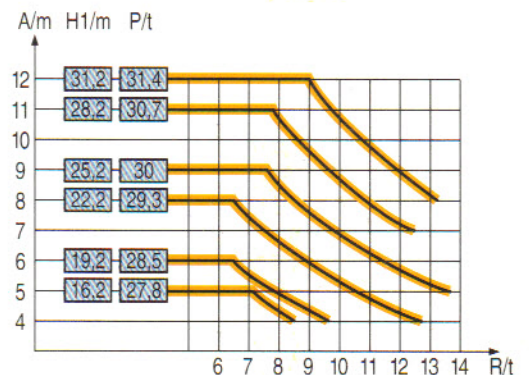
**ZF**



# Télescopage sur dalles - Kletterkrane im Gebäude - Climbing crane Telescopage guas trepadoras - Gru in cavedio



**BA 25A**



A Distance entre cadres  
H1 Hauteur grue  
P Poids de la grue (en service)  
R Réaction horizontale

A Abstand zwischen den Rahmen  
H1 Kranhöhe  
P Krangewicht (in Betrieb)  
R Horizontalkräfte

A Distance between collars  
H1 Crane height  
P Crane weight (in service)  
R Horizontal reaction

A Distancia entra marcos  
H1 Altura grúa  
P Peso de la grúa (en servicio)  
R Reaccion horizontal

A Distanza fra i telai  
H1 Altezza gru  
P Peso della gru (in servizio)  
R Reazione orizzontale

● En service  
■ Hors service

● In Betrieb  
■ Ausser Betrieb

● In service  
■ Out of service

● En servicio  
■ Fuera de servicio

● In servizio  
■ Fuori servizio

⊗ A vide sans lest avec flèche et hauteur maximum.
























⊗ Ohne Last und Ballast mit Maximalausleger und Maximalhöhe.

⊗ Without load and ballast with longest jib and maximum height.

⊗ Sin carga, sin lastre con flecha y altura máximas.

⊗ A vuoto senza zavorra e con braccio massimo e altezza massima.

# Mécanismes - Antriebe - Mechanisms - Mecanismos - Meccanismi

				m/min	t		ch -PS hp	kW
<b>Levage</b> <b>Heben</b> <b>Hoisting</b> <b>Elevación</b> <b>Sollevamento</b>	<b>15 PC 12</b>     	   	7	2,5	335 m	15	11	
			21	2,5				
			42	1,25				
	<b>25 PC 12</b>     	   	6	2,5	360 m	25	18,4	
			35	2,5				
			70	1,25				
<b>Ditribution - Katzfahren - Trolleying</b> <b>Distribución - Distribuzione</b>		3 D1 V5	36			3	2,2	
		3 D2 V5 -1	21 - 42			3	2,2	
<b>Orientation - Schwenken - Slewing</b> <b>Orientación - Rotazione</b>		RCV 40	0 → 0,8 tr/min U/min-rpm			6	4,5	
<b>Translation - Kranfahren - Travelling</b> <b>Traslación - Traslazione</b>	<b>ZE - ZF</b> <b>ZH</b>  	TVD 324 C1	26			2 x 4	2 x 2,9	
Réseau - Netzstrom - Mains supply - Red - Rete elettrica							380V - 50Hz	
Puissance électrique nécessaire - Anschlusswert - Necessary electric power Potencia eléctrica necesaria - Potenza elettrica necessaria							15 PC : 25 KVA 25 PC : 35 KVA	
Groupe électrogène - Stromaggregat - Generator set - Grupo electrogeno - Gruppo elettrogeno							*	

\*Nous consulter - Auf Anfrage - Consult us - Consultarnos - Consultateci

Conforme à la directive CEE 84/534 sur le niveau acoustique - Gemäss EWG-Richtlinie 84/534 Schall- Leistungspegel  
 In compliance with the EEC 84/534 Instruction on noise level - Conforme con la direttiva CEE 84/534 sobre el nivel acustico  
 Conforme colla direttiva CEE 84/534 sul livello acustico

NF E 52081 - 82

Copyright.Reproduction interdite © POTAIN 1992

**POTAIN** 

GRUPE LEGRIS INDUSTRIES

18.Rue de Charbonnières, B.P. 173-F 69132 ECULLY Cedex  
 Tél. 72.20.20.20 - Télex 375 213 - Fax 72.20.20.00

POTAIN GmbH Deutschland Tel : 06.105.704.0  
 POTAIN U.K. Great Britain Tel : 0895.44.52.61  
 Simma POTAIN Italia Tel : 02.97.96.71  
 POTAIN Portugal Portugal Tel : 02.968.08.89

**CITY CRANE D12-10A**

Réf. 1992.16 LFC 2

Modifiche riservate

Modificaciones reservadas

Subject to modification

Änderungen vorbehalten

Modifications réservées

Printed in France

Réalisation SODIPE